

If you have any questions, please contact me at jamie@teachmommyteach.com

Thank you for downloading!

You May:

- use these resources in your own home or classroom for non-commercial use.
- print as many copies as you would like.
- share the website link, <https://teachmommyteach.com/>, where this printable can be found, so that others can download the file.

You May NOT:

- sell, give away, or share a printed copy. Each person should download separately and print.
- print out a copy for multiple teachers, as in an entire school, co-op, or other group. Each teacher should download separately and print.
- link directly to the pdf. Instead, link to the page on <https://teachmommyteach.com/> or <https://teacherspayteacher.com/> where you found the download.
- claim this or any part of this printable as your own.
- alter this printable and claim it as your own.
- host any of the files on your personal or other websites that can be shared with others.
- Upload this resource to any file sharing sites

Credits!! Thank you Speaking of Images and Open Clipart!



<https://www.teacherspayteachers.com/Store/Speaking-Of-Images>



<https://openclipart.org/>


First Stories Book 1: Sam and Mat

Pre-Reading Worksheets

Your child will practice *CVC* words; specifically the -an and -op words.

Name: _____

Circle all of the -AN words.



car, can, fan
ran, sad, hen

Circle the AN in each word. Read each word. Trace each word. Write each word.

an

can

ran

Thank you openclipart.org for the wonderful clipart!

Name: _____

Circle all of the -OP words.



Circle the OP in each word. Read each word. Trace each word. Write each word.

hop

hop




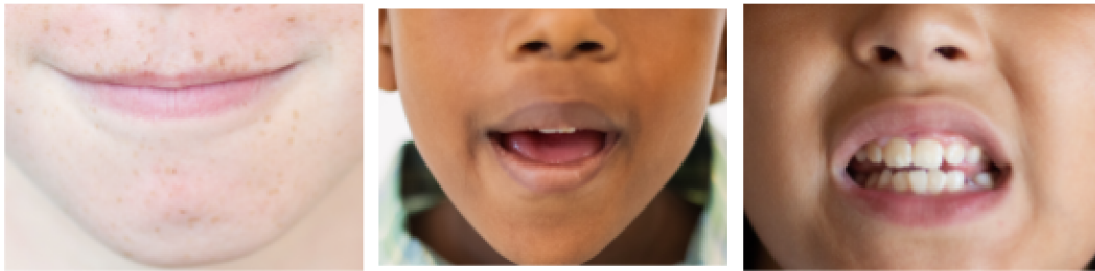
mop





Thank you openclipart.org for the wonderful clipart!

Name: _____

Read the two words below. Cut out the graphemes (letters) below. Then match the graphemes (letters) to the pictures of the mouths saying the words, and glue. Write the words on the handwriting lines.

M	a	t	S	a	m
---	---	---	---	---	---





First Stories Book 1: Sam and Mat

Extra Practice Post-Reading Worksheets

Name: _____

Read the following story with the help of a grown-up. Illustrate that story below.

The dog can hop. The cat cannot hop. The cat is sad. The dog gets the cat a trampoline! The cat can hop. The cat is not sad!

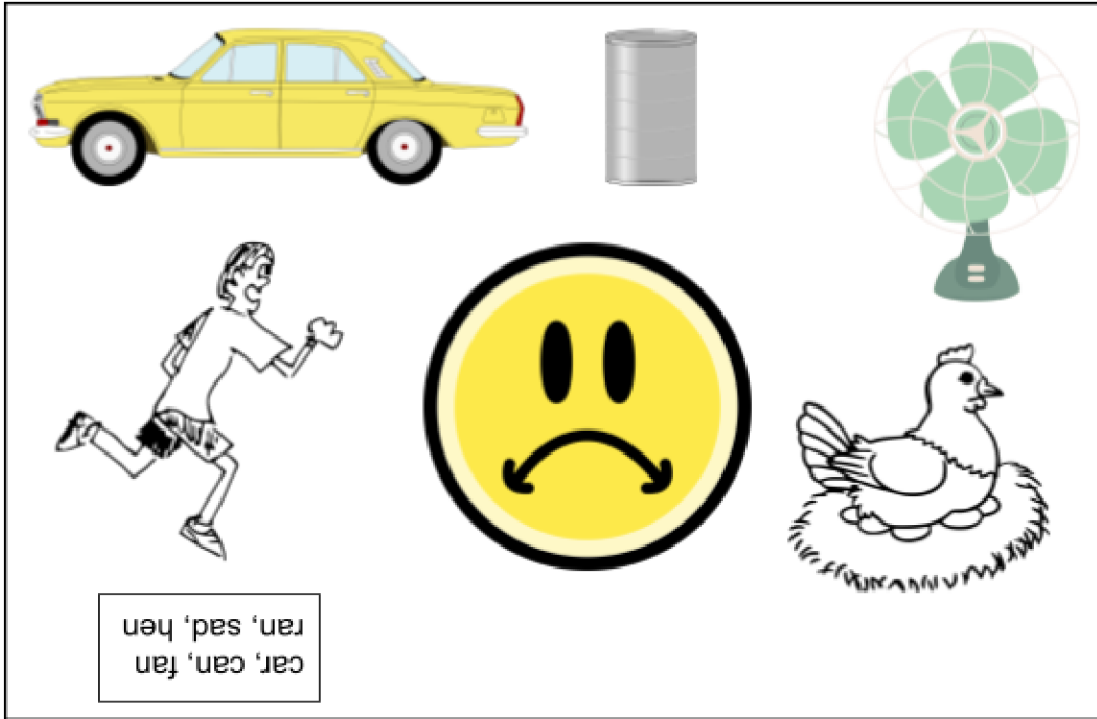
First Stories Book 1: Sam and Mat

Pre-Reading Worksheets

Your child will practice *CVC* words; specifically the -an and -op words.

Name: _____

Circle all of the -AN words.



Circle the AN in each word. Read each word. Trace each word. Write each word.

Handwriting practice area with three rows of dotted words on lined paper:

and

can

ran

Thank you openclipart.org for the wonderful clipart!

Name: _____

Circle all of the -OP words.



Circle the OP in each word. Read each word. Trace each word. Write each word.

hop

hop



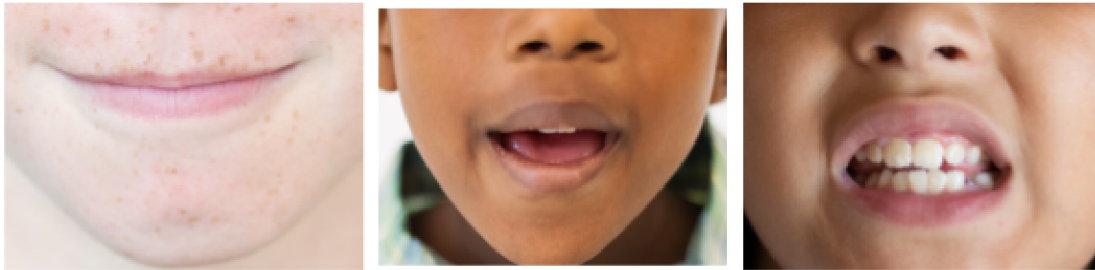
mop




Thank you openclipart.org for the wonderful clipart!

Name: _____

Read the two words below. Cut out the graphemes (letters) below. Then match the graphemes (letters) to the pictures of the mouths saying the words, and glue. Write the words on the handwriting lines.

M	a	t	S	a	m
---	---	---	---	---	---





First Stories Book 1: Sam and Mat

Extra Practice Post-Reading Worksheets

Name: _____

Read the following story with the help of a grown-up. Illustrate that story below.

The dog can hop. The cat cannot hop. The cat is sad. The dog gets the cat a trampoline! The cat can hop. The cat is not sad!